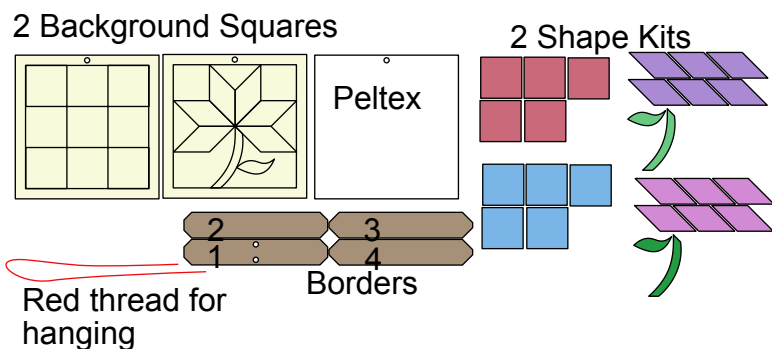


Miniature Quilt Block Ornaments

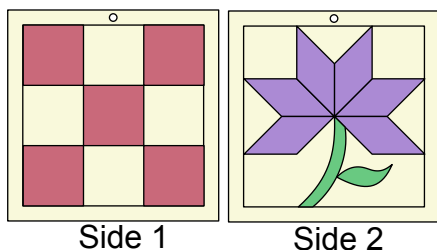
There are 36 possible blocks in this series. Each ornament has 2 blocks, one for each side.



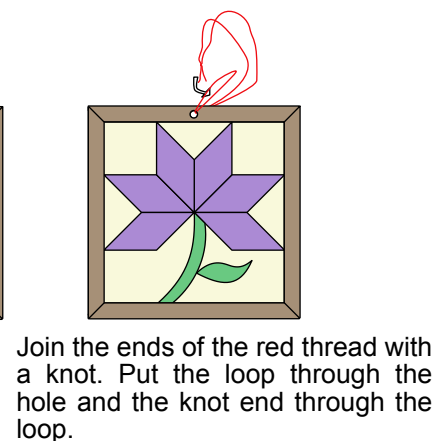
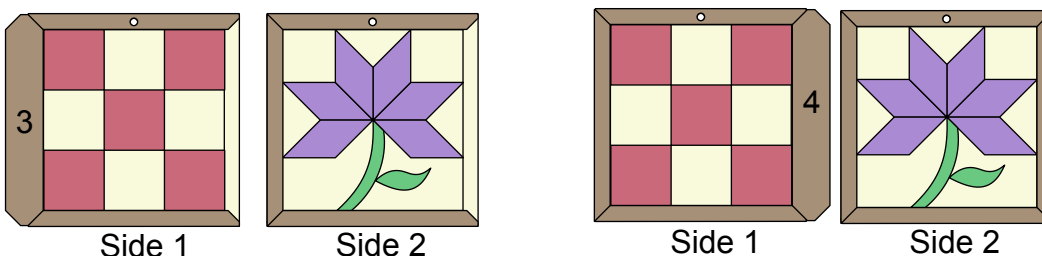
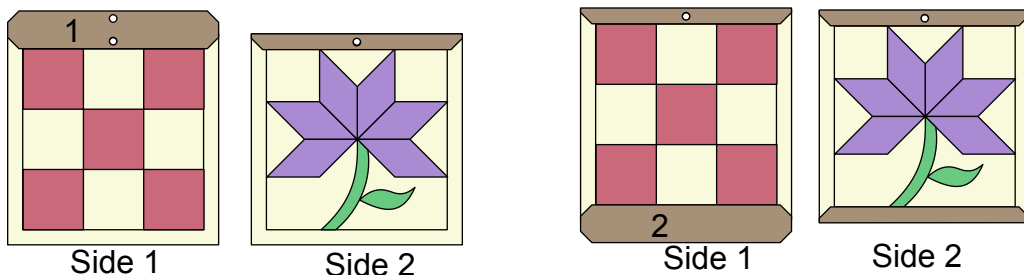
How to fuse: Touch the fabric with the tip of a dry clean iron for 1-2 seconds using medium heat setting. Mini-irons are ideal for this project.

Fuse one background square to each side of the Peltex square, making sure the edges are lined up and the holes are lined up on the same side.

Plan out your block. Each shape has at least 2 fabric choices that you can arrange however you want. When you have decided the arrangement, align a shape with the burn lines on the background and tap it with the tip of the iron for a second or two. After all the shapes are fused, press the whole block to secure all the shapes. Turn over and do the same with the other block.



For the border pieces, place the #1 piece first matching up the holes and the edge line. Fold the fabric around to the other side and fuse



Available in Sets of 4 for \$15 at my web site LaserCutMyQuilt.com and my Etsy shop LaserCutMyQuilt.etsy.com. You pick the blocks.

If you enjoyed this project, try making one of my new butterfly projects. Four butterfly designs are available in Fabric Art Project Kits, Quilt Project Kits, and Appliqué Motifs.

Custom Made Miniature Quilts and Custom Assembled Kits

Picture Frame size (not included):

- 4 blocks: 12" x 12"
- 6 blocks: 12" x 16"
- 9 blocks: 16" x 16"
- 12 blocks: 16" x 20"
- 16 blocks: 20" x 20"
- 20 blocks: 20" x 24"



Made \$55, Kit \$45



Made \$50, Kit \$40




Made \$40, Kit \$30



Made \$45, Kit \$35


You pick the blocks, the number of blocks, the lattice and border color and I'll make you a miniature quilt or a DIY Kit.

Mostly Squares



1 Nine Patch

Stars



2 Sawtooth Star

Flowers and Baskets




3 Star Flower

Mostly Triangles



4 Pinwheel

Mixed Shapes




5 Churn Dash


Odd Shapes




6 Teacup




7 Rolling Square




8 Shooting Star



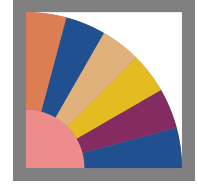
9 May Basket




10 Flying Geese




11 Spools



12 Grandma's Fan



13 Irish Chain



14 Ohio Star




15 Flower Basket




16 Sailboat




17 House




18 Airplane




19 Square in a Square




20 Doris' Delight




21 Around the World




22 Pine Tree




23 Zig Zag Tile




24 Fool's Puzzle




25 Baby Blocks




26 Flaming Star




27 Tulip




28 Patch as Patch Does




29 Corn & Beans




30 Dresden Plate




31 Garden Patch




32 Blazing Star




33 Meadow Rose



34 Broken Windows



35 Bear's Paw



36 Grandma's Flower Garden