

# Butterfly Appliqué General Information

## Appliqué Motifs:

Each butterfly design is available in 4 sizes, as stated in the chart below. Small and medium size butterflies have small pieces and are too delicate to sew. They are backed with Heat n Bond Ultrahold, a strong non-sewable fabric adhesive. Large and X-large are backed with Heat n Bond Lite, a lite sewable adhesive. All sizes can be used in a quilt, however the small and medium should not be stitched through. These motifs should not be washed, so inclusion in a wall quilt and fabric art project is ideal. Motifs can be purchased alone or with a Fabric Art Kit or Quilt Kit. Each kit includes: laser-cut fabric pieces, 1 Parchment Paper 12" x 16" (transparent paper), Paper Foundation Pattern, a toothpick, and Instructions. Assembly takes about 2 hours each.

	Blue Morpho	Malachite	Monarch	Tiger Swallowtail
Fabrics Colors	Raven, Waikiki, Iceberg	Blacklight, Gecko, Paddy, Harvest	Raven, Squash, Iceberg, Pearl	Raven, Waikiki, Blonde Ale, Nasturtium
Small:	3.1" x 5"	3.1 x 5"	3.1" x 5"	3.3 x 4.5"
Medium:	5" x 8"	5 x 8"	5" x 8"	5.3 x 7.2"
Large:	7.5" x 12"	7.5" x 12"	7.5" x 12"	8" x 10.9"
X-Large:	9.4" x 15"	9.4" x 15"	9.4" x 15"	10" x 13.6"


## Fabric Art Kits include:

Fabric art is a non-sewable framable piece that is assembled using a strong heat activated adhesive. These are fast and easy to make, with all fabric pieces pre-fused w/Heat n Bond Ultrahold and cut to the proper size. Ready-to-Assemble Kits include: fabric for background, accent border, and outside border; Peltex (Ultra Firm Stabilizer); Fabric Art Assembly Instructions. Outer border is a standard 2" wide and accent border is 1/2" wide. The outside border overlaps the inside accent border by 3/8" for the small butterflies and 1/4" for the medium butterflies, showing 1/8" and 1/4" respectively. Eight kit options: 1, 2, 3, or 4 butterflies in a vertical arrangement with either small or medium size butterflies. Seven of the options use common standard size frame. Frame sizes smaller than 11" x 19" are completely laser-cut and laser-drawn. Frame sizes greater than 10" x 19" have some pieces that have been cut with a rotary cutter due to their large size. Some placement lines may have been drawn with a mechanical pencil. The fabrics are standard but you may substitute with any fabric from the shop.

## Quilt Kits include:

Fabric for background, accent (flat piping) border, outer border, binding, and hanger; quilt assembly instructions. The fabric amounts in the kits are based on placing multiple butterflies of the same size in a vertical arrangement. You may choose 1, 2, 3, or 4 butterflies in small, medium, large, or x-large to make 16 possible quilts. The small and medium size butterflies are too delicate to sew, so they are pre-fused with Heat n Bond Ultrahold and may be sewn around but not through the butterfly. The large and x-large size are sewable and pre-fused with Heat n Bond Lite. The fabrics are standard as pictured below but you may substitute with any fabric from the shop.

All instructions can be printed from [LaserCutMyQuilt.com/fusibleappliquedesigns](http://LaserCutMyQuilt.com/fusibleappliquedesigns). See charts on the reverse side for all kit options and measurements.



## Not Included

### Materials needed to assemble fusible motif:

Iron (mini size and regular size), Ironing board, Stapler or pins, Scissors, Tweezer for picking out bits of fabric, Fine tip black pigment ink, waterproof pen (such as Pigma Micron 0.2 mm or Zig pen)-optional for antenna.

### Materials needed for making a fabric art piece:

Iron, rotary cutter, mat, and ruler, picture frame (see chart for size)

### Materials needed for making a quilt:

Sewing machine and tools, batting, backing fabric, thread

## QUILT KIT Contents:

Fabric	Kit A		Kit B		Kit C	
	Width	Length	Width	Length	Width	Length
Background	21	18	21	32	21	48
Flat Piping	6	21	6	32	6	48
Border	12	25	12	36	12	52
Binding	42	9	42	12	42	12
Hanger	6	23	6	23	6	23

All fabrics are from Hoffman Fabrics:

Background- Oyster Confetti

Accent Border- Bali Watercolor Parsley

Outer Border- Snake Bali Dots

Binding/Hanger- Bali Watercolor Woodstock

## Cutting Recommendations:

Butterfly Size	Number of Butterflies	Background	Flat Piping		Mitered Borders		Binding	Estimated Quilt Size	
		Cut 1	Cut 2 each		Cut 2 each		2 3/8" x 42" strips		
			length	length	Length	Length	Cut:	Width	Length
Small	1	7 x 5	7	5	12	10	2	10.5	8.5
	2	7 x 9	7	9	12	14	2	10.5	12.5
	3	7 x 13	7	13	12	18	2	10.5	16.5
	4	7 x 17	7	17	12	22	2	10.5	20.5
Medium	1	11 x 8	11	8	16	13	2	14.5	11.5
	2	11 x 14	11	14	16	19	2	14.5	17.5
	3	11 x 20	11	20	16	25	3	14.5	23.5
	4	11 x 26	11	26	16	31	3	14.5	29.5
Large	1	16 x 11	16	11	21	16	3	19.5	14.5
	2	16 x 20	16	20	21	25	3	19.5	23.5
	3	16 x 29	16	29	21	34	3	19.5	32.5
	4	16 x 38	16	38	21	43	4	19.5	41.5
X-Large	1	19 x 15	19	15	24	20	3	22.5	18.5
	2	19 x 25	19	25	24	30	3	22.5	28.5
	3	19 x 35	19	35	24	40	4	22.5	38.5
	4	19 x 45	19	45	24	50	4	22.5	48.5

\*Box color corresponds to Kit A, B, or C

## FABRIC ART KIT Contents:

Butterfly Size	Number of Butterflies	Background and Peltex	Accent Borders		Outer Border	
			(2 each) 0.5"		(2 each) 2" width	
Small	1	10 x 8	6.75	4.75	10	8
	2	11 x 14	7.75	10.75	11	14
	3	11 x 17	7.75	13.75	11	17
	4	10 x 20	6.75	16.75	10	20
Medium	1	14 x 11	10.5	7.5	14	11
	2	14 x 18	10.5	14.5	14	18
	3	14 x 22	10.5	18.5	14	22
	4*	14 x 28	10.5	24.5	14	28


\*Requires custom framing

Print Motif, Quilt, and Fabric Art Instructions at [LaserCutMyQuilt.com/FusibleAppliqueDesigns](http://LaserCutMyQuilt.com/FusibleAppliqueDesigns)

# Fabric Art Kits - Mock Ups

Small Butterflies Outside Border is 2", Inside Border is 1/8".

10" x 8"



5" x 7"




8" X 10" Trimmed  
to 5" x 7"


11" x 14"



11" x 17"




10" x 20"




Medium Butterflies Outside Border is 2", Inside Border is 1/4".


14" x 11"



14" x 18"



14" x 22"



14" x 28"

