



# Cutting Strategy: Patterns

The pattern shapes stand out (contrast) from the background shapes.

## Scrappy Patterns




Mix up one shape

Mix up all pattern shapes

24 Blocks

### Cutting Plan 1



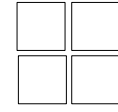
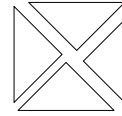
All pattern shapes



Shape(s)  
 Pattern Shapes  
 BG Triangles  
 BG Squares

### Cutting Plan 2

All background shapes





Copies  
 24  
 24  
 24

Fabrics


Collection of 24 colored fabrics  
 Light Gray  
 Light Gray

## Super Scrappy Patterns



Mix up one shape

Mix up all pattern shapes

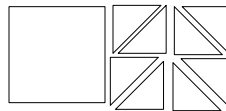


Mix up all shapes

24 Blocks

### Cutting Plan 1

All pattern shapes

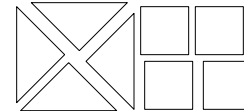


Shape(s)  
 Pattern Shapes  
 BG Shapes

Copies  
 24  
 24

### Cutting Plan 2


All background shapes



Fabrics

Collection of 24 colored fabrics  
 Collection of 12 light fabrics (2 copies of each)

## Super Scrappy Patterns w/an Identical Shape



24 Blocks

Shape(s)  
 Star Points Tri  
 Center SQ  
 BG Shapes

Copies  
 24  
 24  
 24

Fabrics

Collection of 24 colored fabrics  
 White  
 Collection of 12 light fabrics (2 copies of each)